

# Sogno Spa

# Sogno DreamWave Spa by Inada

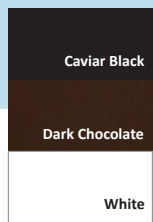


Designed and developed in partnership with Inada, the acknowledged world leader in massage chair technology, the Sogno DreamWave Spa will transform the way consumers view the pedicure chair experience. It takes only one massage session to understand the uncompromising attention to detail and design. The Sogno DreamWave Spa gently hugs and cradles the body in a cocoon of total relaxation and unsurpassed therapy. Built-in Inada infrared body scanning technology identifies critical Shiatsu points and customizes the massage to the individual. Coupled with the European Touch Clean Touch technology and basin, the Sogno DreamWave Spa creates a revolutionary pedicure service. Created with nail technicians, for nail technicians, Clean Touch Pipe-Free technology consists of a three-part component assembly that delivers client preferred foot massage from the bottom of the basin. To clean, simply twist off assembly and submerge between client appointments.


## SOGNO SPA

Ultimate massage and pedicure .


### Base Colors



### Cushion Colors



### Basin Color



A truly unique feature, the adjustable stone basin can be automatically raised and lowered, ensuring proper ergonomic posture for the technician.



Dual remote controls allow client to adjust seat massage/tilt/slide, as well as water massage functions.



Exclusively equipped with Clean Touch Pipe-Free technology. The innovative pipe-free system designed in cooperation with a panel of nail technicians to answer the needs of the industry.



Optional manicure trays mount into the arm unit for manicure services or refreshments.



Adjustable pillow provides comfortable head and neck support for clients of all heights.

Roller massage provides a calming and soothing client massage.

Deep, enveloping seat swivels to allow easy entry and exit for clients of all heights.

A truly unique feature, the adjustable stone basin can be automatically raised and lowered, ensuring proper ergonomic posture for the technician.

Non-porous stone basin surface allows for easy and thorough cleaning.



  
**EUROPEAN TOUCH™**  
 800.626.6912  
 www.europeantouch.com

## PEDICURE SPA SPECIFICATIONS

### SPA INFORMATION

Overall dimensions with seat back, glass basin raised and seat in full recline:

With out manicure trays 74”L (188cm) x 32”W (82cm) x 55”H Max (140cm)

With manicure trays 74”L (188cm) x 55”W (130cm) x 55”H Max (140cm)

Empty Weight: 350lbs. (159kg)

Shipping Weight: 400lbs (182 kg) Ships fully assembled except for the outer cover.

Capacity of Tub: 5 U.S. Gallons

Power Source: 120V AC/15Amp, 60HZ (dedicated circuit, GFCI Protected)

Construction: Glass Reinforced Polyester (GRP) frame covers, steel frame

Glass Basin: Borosilicate glass; Impact resistant, thermal shock resistant, scratch resistant, chemical and stain resistant.

Glass Basin Dimensions: 25.5” L X 24.5”W X 9”H.

Clean Touch Pipe-Free System: No closed loop circulating pipes, 100% fully drained and cleanable.

Regulatory compliance: Electrical: UL 1951,

Plumbing: ASME 112.18.3

EMC: EN55041-1:2006 & EN55014-2: 1997

### Important Requirements

European Touch requires that you contact a local, licensed plumber and licensed electrician to install your new pedicure spa. Installation must be in compliance with all your local and state building codes. Your pedicure spa cannot operate efficiently or safely unless it is provided with adequate electrical power, sufficient water pressure, proper water temperature, and required drainage capabilities. Contact your local building inspector for information regarding local code compliance procedures that need to be followed when having these spas installed. Subsequent inspections and approvals that may be required are the responsibility of the purchaser. (See limited warranty regarding incidental or consequential exclusions – page 2).

### Plumbing & Certifications

Hot & Cold water supply lines required. The Tuscany Spa “tail” contains the hot & cold water supply hoses and the drain hose. The hoses are ½” ID hoses that are 6” long from the back of the Tuscany Spa. The connection is ½” female hose fitting. The maximum supply water temperature must not exceed 120° F (49° C). See Commonwealth of Massachusetts for local specifics below.

Compliant with IAPMO plumbing standards.

Compliant with ASME standards A112.18.3 for backflow protection and A112.9 for water retention.

The Tuscany Spa has been designed with the latest technology plumbing components, which are approved to ASSE, and IAPMO standards.

### Commonwealth of Massachusetts Plumbing & Certifications

All plumbing must be installed by a plumber licensed by the commonwealth of Massachusetts.

All plumbing products shall be in compliance with the Commonwealth of Massachusetts State Fuel & Gas plumbing codes CMR 248; 1.00-7.00 as amended.

All plumbing installations shall include back flow protection devices in compliance with CMR 248, Massachusetts State Plumbing Code.

Water temperature not to exceed 130°F (54°C) max.

NOTE1: All specifications are subject to change without notice.

All dimensions and weights are approximate.